



# ComTech D Series

Compact Power Sharing Amplifiers with DSP and Dante®

Flexible Power. Powerful Processing.



# ComTech D Series


Compact Power Sharing Amplifiers with DSP and Dante®

## Crown's Most Flexible Solution

Crown ComTech D Series Amplifiers are designed for versatility, flexibility, and ease of installation. With both Dante inputs and outputs, built-in DSP, power sharing, Lo-Z/Hi-Z switching, and a simple to use web configuration interface, they are ideal for meeting the changing demands of diverse installed audio applications. All models support 125W per channel with power sharing of up to 250W in the 2-channel model, 500W in the 4-channel model, and 500W x 2 in the 8-channel model. The 2- and 4-channel models are compact 1RU, ½ rack width devices with flexible mounting options, while the 8-channel model requires only 1RU of space. Applicable for restaurants, bars, retail, casinos, hotels, and resorts, this series effortlessly transforms any space into an elevated audio experience.



POWER SHARING



BUILT-IN DSP



DANTE® SPOKEN HERE



COMPACT DESIGN



WEB USER INTERFACE



2 / 4 / 8 CHANNEL OPTIONS

## FEATURES

### Flexible Power Sharing

Power sharing enables individual output channels to scale up or down in power, distributing the total output power of the amplifier to meet the needs of the attached loudspeakers. Outputs on the 2-channel model share 250W and 500W is shared between each set of 4 channels on the 4- and 8-channel models, for unparalleled flexibility. 4/8 ohm and 70/100V outputs are supported in any configuration.

### Built-In DSP

Built-in DSP allows outputs to be tuned specifically for every application and provides the ability to create custom speaker tunings. Factory JBL SpeakerTunings for select JBL models, including Control 400 Series ceiling speakers, are included to simplify the optimization of an all-HARMAN solution.

### Dante® and Analog Inputs

ComTech D Series amplifiers support redundant Dante configurations and feature multiple Dante inputs and outputs. The Dante output signals can be chosen directly from a pre-processed analog input, a pre-speaker tuned signal, or a post-speaker tuned signal.

### Simple Configuration & Management


The WebUI control interface enables easy setup without additional software. Accessible via any web browser, it delivers an intuitive configuration experience. AVX Manager enables even large installations to be managed and monitored from a single interface.

### Compact Design


2- and 4-channel models are housed in a 1RU, ½ rack width chassis and can be mounted in a rack, under a table, or on a wall using the included mounting hardware. The 8-channel model features a 1RU chassis with fixed rack mounts.



ComTech CTD-2125 Back Panel



ComTech CTD-4125 Back Panel



ComTech CTD-8125 Back Panel

- 1 Amplifier Outputs
- 2 Analog Inputs
- 3 Configurable Network Port for Control & Dante®
- 4 GPI
- 5 Fault Relay
- 6 AC Power

## SPECIFICATIONS

MODEL	CTD-2125	CTD-4125	CTD-8125
<b>TOTAL POWER</b>	250W	500W	1000W
<b>POWER RATING</b> (with all channels equally loaded) 4Ω/8Ω, 70V, 100V	125W X2	125W X4	125W X8
<b>POWER RATING</b> (maximum power available to a single channel) 4Ω/8Ω, 70V, 100V	250W	500W	500W X2

## APPLICATIONS



CORPORATE OFFICES



RETAIL



EDUCATION



RESTAURANTS & BARS



***CROWN***<sup>®</sup>

