


CT16S

Backup Amplifier Switcher



The Crown CT16S Amplifier Switcher gives end users of public address systems confidence that their system is operational. Each amplifier switcher has 16 primary amplifier inputs (which connect to the amplifier outputs), 16 backup amplifier inputs (which connects to the amplifier outputs), and 16 outputs. The CT16S is capable of handling 2 Amps Continuous for up to 1000W per channel.

In the event that a failed channel is detected, the unit can switch the failed channel to an idle backup channel. Once the primary amplifier channel is back online, the unit will switch the backup channel back to the primary channel. All errors and switch operations will be reported to the management software. The CT16S hardware supports backup ratios ranging from 16:1 to 1:1; the exact ratio available is determined by the control system being used.

A series of programmable GPIO's can be used to connect the CT16S to external control devices. A total of 16 control inputs and 5 control outputs are built into the CT16S to provide enough control inputs for emergency use (for connection to local fire alarm contacts). In addition to the GPIO, an Ethernet connector is provided for additional configuration and control.

Front Panel Indicators

Primary Input LED Indicators

There are 16 primary input LED indicators. The indicators on the top of the front panel illuminate in green to indicate that the primary amplifier inputs are active

Backup Input LED Indicators

The indicators on the bottom of the front panel illuminate in red to indicate that the dedicated backup amplifiers are activated to back up the respective channels.

Power LED Indicator

The LED indicator illuminates blue to indicate that the unit is powered on.

Vent Holes

Provides heat evacuation to cool the ambient temperature within the unit.

Features

- Monitor up to 16 amplifier channels in real time for speaker outages and channel/amplifier failures
- 16 primary amplifier inputs, 16 backup amplifier inputs and 16 outputs
- Utilize any primary to backup amplifier ratio from 16:1 to 1:1
- 16 control inputs and 5 control outputs
- Automatic power amplifier switching when a primary channel fails
- Automatic power amplifier switch back when a failed primary channel is back online
- Two status indicators for each channel: Primary amplifier status indicator and backup amplifier status indicator
- Error and switch operation reported to management software
- Universal power supply

Rear Panel Connectors

AC Power Inlet

The power inlet can accept 100 - 240VAC at 50 or 60Hz.

Control Inputs and Outputs

The TTL level signals from fire alarm system or other sources can be received via the two 9-pin control inputs. The information can be sent to the central control software or be used to switch between primary or secondary inputs

The TTL central management system can control the outputs to other devices through the 6-pin control outputs.

Ethernet Connector

100BaseT ethernet connector provides the communication with the paging delivery controller.

Primary Inputs/Primary Amplifier Connectors

The detachable 2-pin Phoenix-type connector on the top of each connector block is for the connection to a primary amplifier. There are 16 primary amplifier inputs.

Backup Inputs/Backup Amplifier Connectors

The detachable 2-pin Phoenix-type connector on the middle of each connector block is for the connection to a backup amplifier. There are 16 backup amplifier inputs, providing backup ratio from 1 to 16.

Main Outputs/Speaker Connectors

The detachable 2-pin Phoenix-type connector on the bottom of each connector block is for the connection to a speaker. There are 16 speaker outputs.

Performance

Power: 100-240V AC 50/60 Hz, 2 Amps Max.

Switching Capacity: 2 Amps Continuous for up to 1000W per channel audio signal.

General Specifications


Dimensions: 19" X 10" X 3.5"
(482 mm X 256.2 mm X 88 mm).


Operating Temperature: 32°F to 122°F
(0°C to 50°C).

Net Weight: 10 lbs (4.5 Kg).


Net Shipping Weight: 12.56 lbs (5.7 Kg).

CT16S





CAUTION
RISK OF ELECTRIC SHOCK
DO NOT OPEN



ATTENTION: RISQUE DE CHOQUE ELECTRIQUE - NE PAS OUVRIR

WARNING: TO REDUCE THE RISK OF FIRE OR ELECTRIC SHOCK DO NOT EXPOSE THIS EQUIPMENT TO RAIN OR MOISTURE

The symbols shown above are internationally accepted symbols that warn of potential hazards with electrical products. The lightning flash with arrowpoint in an equilateral triangle means that there are dangerous voltages present within the unit. The exclamation point in an equilateral triangle indicates that it is necessary for the user to refer to the owner's manual.

These symbols warn that there are no user serviceable parts inside the unit. Do not open the unit. Do not attempt to service the unit yourself. Refer all servicing to qualified personnel. Opening the chassis for any reason will void the manufacturer's warranty. Do not get the unit wet. If liquid is spilled on the unit, shut it off immediately and take it to a dealer for service. Disconnect the unit during storms to prevent damage.

PRELIMINARY



Crown International
1718 W. Mishawaka Rd.
Elkhart, IN 46517-9439
TEL: 574-294-8200
FAX: 574-294-8FAX
www.crownaudio.com

Specifications subject to change without prior notice. Latest information available at www.crownaudio.com.

Crown, Crown Audio and Macro-Tech are registered trademarks of Crown International. Other trademarks are the property of their respective owners.

©2012 Crown Audio®, Inc. Printed in U.S.A.

Crown's Three-Year, No-Fault, Fully Transferable Warranty

Crown offers a Three-Year, No-Fault, Fully Transferable Warranty for every new Crown amplifier—an unsurpassed industry standard. With this unprecedented No-Fault protection, your new Crown amplifier is warranted to meet or exceed original specifications for the first three years of ownership. During this time, if your amplifier fails, or does not perform to original specifications, it will be repaired or replaced at our expense. About the only things not covered by this warranty are those losses normally covered by insurance and those caused by intentional abuse. And the coverage is transferable, should you sell your amplifier.

See your authorized Crown dealer for full warranty disclosure and details. For customers outside of the USA, please contact your authorized Crown distributor for warranty information or call 574-294-8200.